

江西新能源科技职业学院统一身份认证平台登录须知

登陆地址：www.tynxy.com

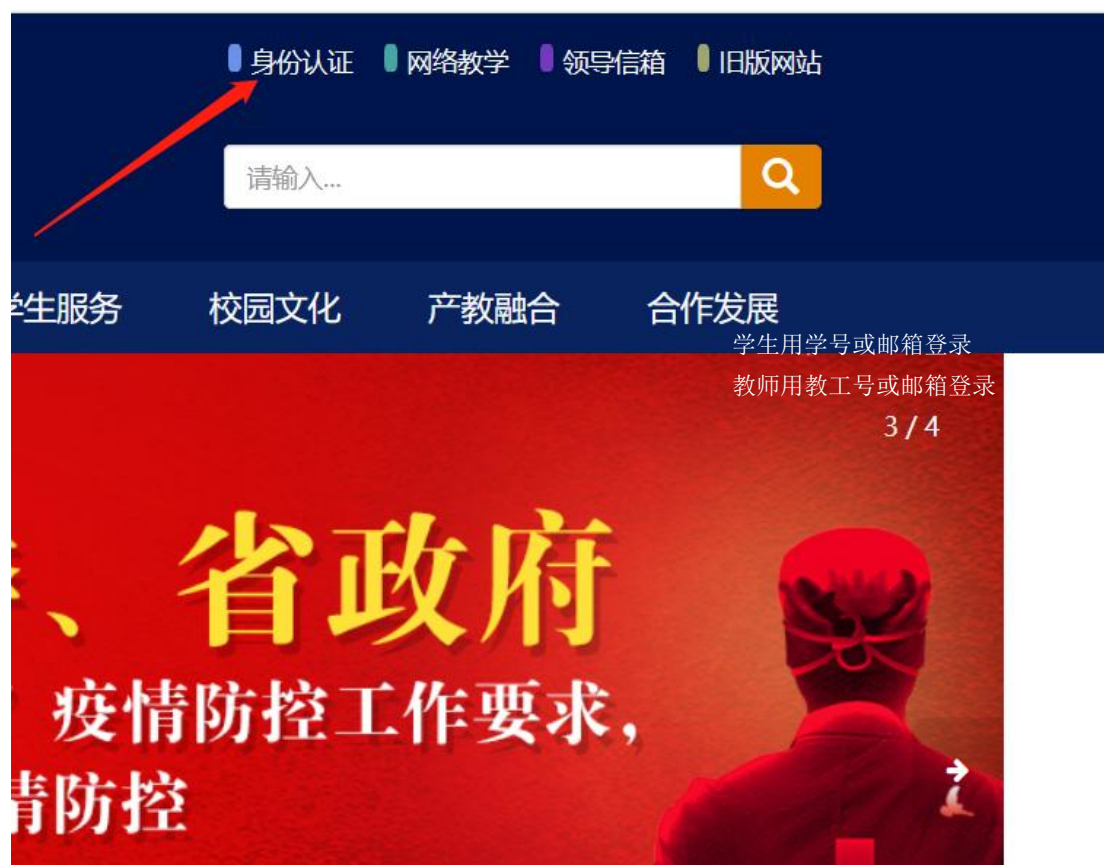
1、学生用户名为**学号**，密码为**身份证号后六位**；(如遇到最后一位是字母 X，一般为大写 X，少数为小写 x。)

2、教师用户名为**工号**，初始密码为**身份证后 6 位**。

3、**初次**登陆要求**绑定手机号**（必须绑定手机号）和邮箱地址（不强制），方便找回密码！

经常忘记密码的同学们，强烈建议用**微信**扫码登陆绑定用户名和密码，就算忘记密码微信扫一扫也能顺利登陆系统！

相关图片截图：





新能源学院 | 统一身份认证平台

统一身份认证



职工号/学号/手机号码/邮箱/别名



忘记密码?

登录

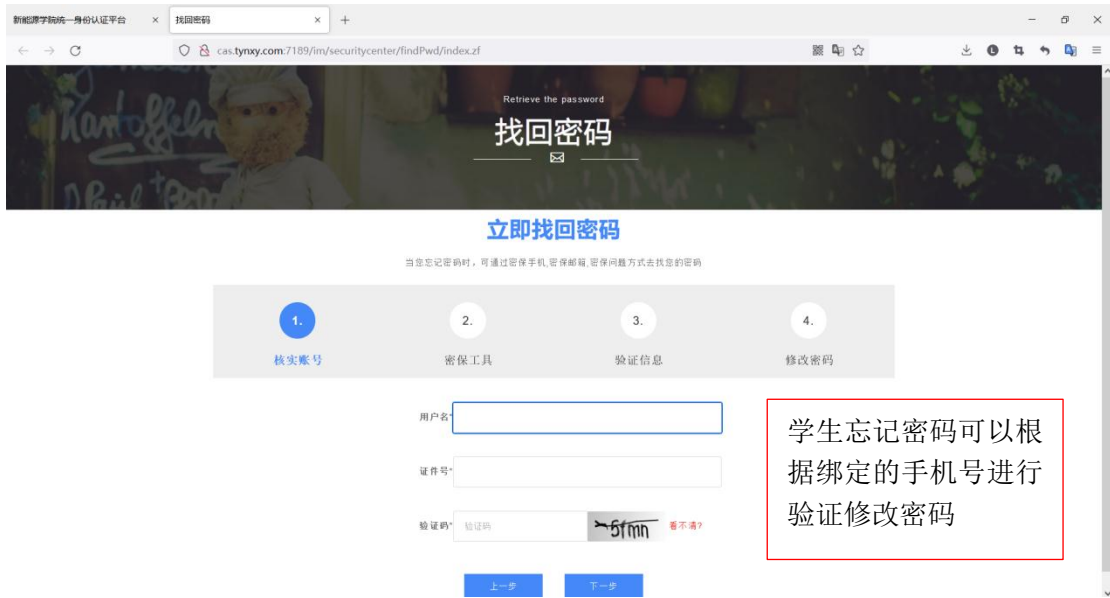
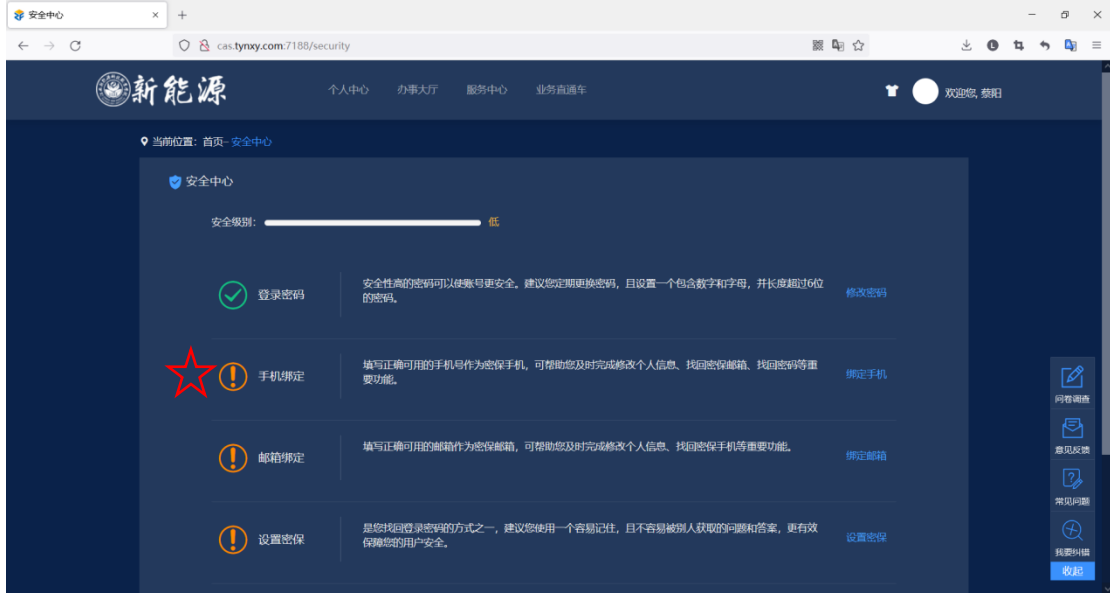


记住我

第三方账号登录



The screenshot shows the user's personal center dashboard. At the top, there is a navigation bar with '个人中心' (Personal Center), '办事大厅' (Service Hall), '服务中心' (Service Center), and '业务直通车' (Business Direct Line). The user's name '蔡阳' (Cai Yang) is displayed in the top right corner, with a red arrow pointing to it. Below the navigation bar, there is a '个人中心' (Personal Center) section with a '个人卡片' (Personal Card) showing the user's name '蔡阳' and last login time '2021-10-13 10:36:38'. There are also icons for '一卡通余额' (IC Card Balance) and '图书馆图书' (Library Books). A '我的日程' (My Schedule) calendar is visible, showing the date '2021年10月13日' (October 13, 2021). On the right side, there is a '推荐服务' (Recommended Services) section with '我的服务' (My Services) and '暂无数据!' (No data!). Below that, there are sections for '教务通知' (Academic Notices) and '学工通知' (Student Work Notices), with a notice about '关于组织开展正方系统使用培训的通知' (Notice on organizing training for the use of the Zhengfang system) dated '2021-08-11'. At the bottom right, there is a '我审批的' (I Approve) section with '待办' (Pending) and '已办' (Completed) buttons. A red arrow points to the user's profile icon in the top right corner, which has a dropdown menu with options: '安全中心' (Security Center), '修改密码' (Change Password), and '退出' (Logout).





新能源学院 | 统一身份认证平台

统一身份认证



职工号/学号/手机号码/邮箱/别名



[忘记密码?](#)

登录



记住我

第三方账号登录

微信扫码登录

点击微信进



微信登录



请使用微信扫描二维码登录
“新能源学院统一身份认证平台”

The screenshot shows the 'Personal Center' (个人中心) of the Jiangxi New Energy College. The interface includes a navigation bar with '业务直通车' (Business Direct Line) and '各系统登陆点' (Login Points for Various Systems). A red box highlights the '业务直通车' menu item, with an arrow pointing to the '各系统登陆点' link. Another red box highlights the '教务通知' (Academic Notice) section, which contains a notice about training for the official system. A third red box highlights the '推荐服务' (Recommended Services) section, with a red arrow pointing to the '申请自测流' (Apply for Self-test Flow) button and the text '学生点击可快速进入服务' (Students can click to quickly enter the service). The interface also displays personal information, card balances, and project information.

